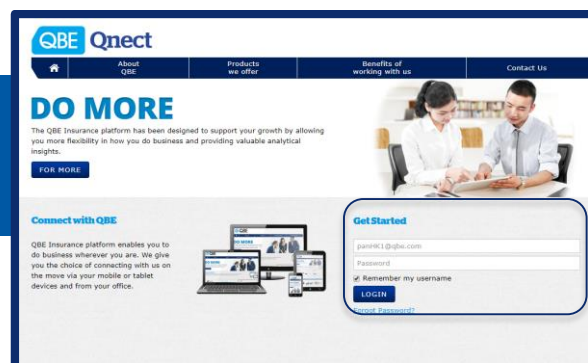


Quick Guide to Download Client/Agent Statement of Account on Qnect



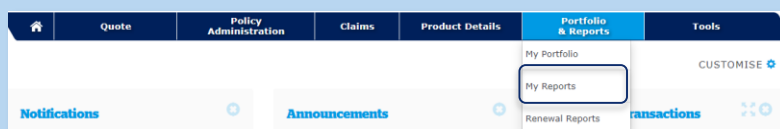
Getting Started with QBE Qnect - Log In

Visit and Log in to QBE Qnect :
<http://qnect.qbe.com>

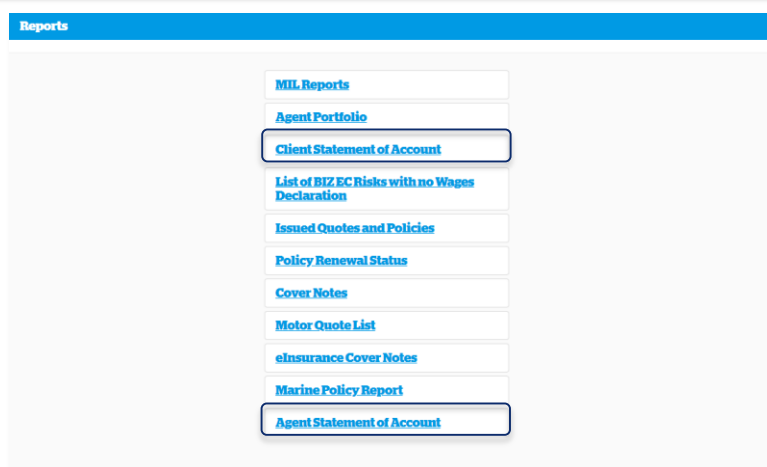


Download Client/Agent Statement of Account

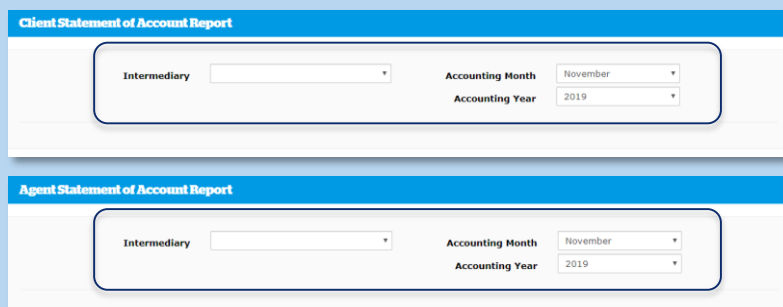
1 Under "Portfolio & Reports", select "My Reports"



2 Click "Client Statement of Account" or "Agent Statement of Account"



3 Fill in the information required
Your monthly Client/Agent Statement of Account will be available within the first week of each month



4 Click the PDF to download

